


# SESSION 6: GOING FORTH!

LET THERE BE...STUFF?  
A SPIRIT-FILLED RESPONSE TO A CONSUMER-CRAZED WORLD  
A Faith-Based Program for Christian Teens



created by

THE STORY OF  
**STUFF**  
PROJECT

**GreenFaith**  
Interfaith Partners in Action for the Earth

[www.storyofstuff.org](http://www.storyofstuff.org)

[www.greenfaith.org](http://www.greenfaith.org)

version 1.0

# SESSION 6: OVERVIEW

## ENTER AND CONNECT (10 MIN)

- Opening prayer
- Check-in
- Homework

## INTRODUCE (10 MIN)

## ENGAGE (20 MIN)

- Going Forth Mural

## SHARE/ENACT (8 MIN)

- Going Forth Actions

## CELEBRATE (5 MIN)

- Declare Award Winners
- Decide on Presentations

## EXIT (3 MIN)

- Song
- Closing Circle
- Blessing

# Preparing for Session Six

## Facilitation Preparation

This is the culmination of the whole course. Bring a spirit of completion and celebration to it. In the course review, you can use the review sheet at the end of the session plan as a “cheat sheet.” You can include parents any way you’re inspired to. Have fun! And look for ways to keep the energy going. It might be helpful to get feedback about the course from parent(s)/guardian(s) and find out how it was for them after the session.

## Overview

This is our last session in the journey and it’s time to celebrate what the group learned and accomplished and consider life after the course. It’s an opportunity to include parent(s)/guardian(s) as well. This session helps to prepare students for their next steps as Earth Stewards and make a plan to share what they’ve learned with others, including the congregation.

## Goals

- Recognize and celebrate achievements
- Create inspiration for action beyond the course
- Make an Action Plan
- Send students forth with love!

## Themes

### Religious:

- Give thanks for a new vision
- Commit to God that we’ll work to make that vision real

### Secular:

- There is another way
- We can be good Earth Stewards and design better systems!

## Religious Text

- Exodus 20:17
- Luke 4:5-8

## Session 6 To Do List

- Contact parent(s)/guardian(s) either by phone or email right after Session 5 and graciously invite them to the last session of the series.
- Set up snacks, music, decorations, etc. for a festive atmosphere
- Make copies of Session 6 Readings sheets – 1 for every 2-3 students
- Make 1 copy per student of:
  - Going Forth Actions List
  - Going for Action Plans
  - Resource Lists
- Post all murals and Right Stuff Action Boards on the wall
- Have Course Review Cheat Sheet handy
- Post Right Stuff Action board for Session 5
- Post a piece of butcher paper with the title “Going Forth” on it. Make three big concentric circles, like a target, with lots of room in each one for students to put pictures.
- Prepare completion “certificates”
- Prepare award “certificates”

## Materials for Session 6

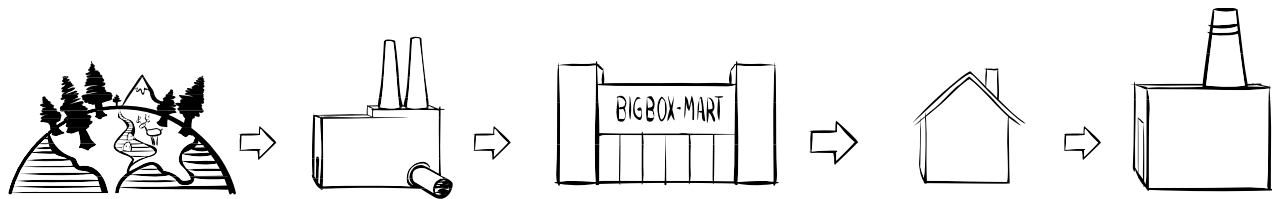
### Session Materials

- Snacks
- Music
- Decorations
- Butcher paper
- Tape
- Magazines for The Going Forth Poster
- Colored pens
- Completion “Certificates”
- Award “Certificates”

### Handouts

- Session 6 Readings Sheets
- Another Way sheet – 1 per student
- Going Forth Action Plan – 1 per student
- Resource list – 1 per student

# SESSION 6 – Going Forth!



## Enter and Connect - (10 min)

### Opening prayer (1 min)



*God, we gather together for our final meeting of this course today, aware of what we have learned and of our increased awareness and responsibility for the earth. Help us to celebrate our time together, the friendships we've made, what we now know, and the challenges that face us, and equip us to be your hands in the world. We ask this in Jesus' name, AMEN.*

### Welcome!

**Prep: Have chairs for parent(s)/guardian(s) in the circle.**

- Welcome parent(s)/guardian(s) and thank them for coming and for supporting their children in becoming environmental leaders. Show your gratitude!
- Have the adults introduce themselves first by saying whose parent(s)/guardian(s) they are and identifying one aspect of Creation that they appreciate.
- Then ask students to share one aspect of Creation they appreciate.
- Once everybody has spoken, acknowledge how good it is to be in a room with people who love God and Creation so much. Let the parents know that they're invited to witness, participate in some activities, but mostly to support, and celebrate the students and their work.

### Homework Check

- Ask who did their homework. In pairs, have them tell each other what they did and how it went. (2 min, each) Back in the large group, have them each choose a highlight to share. Have them post their pictures on the Right Stuff Action Board for Session 5.
- Tally final homework points and when you get the chance, fill in the name of the highest point earner on the Awards "Certificate" for most points.

## Introduce (10 min)

**Prep: Have Course Review Cheat Sheet handy and have Session 6 Reader sheets handed out**

### Instructions:



*We've been on quite a journey together to become better Earth Stewards and to learn to praise God by honoring Creation. Let's honor our journey together by telling the story of our Story of Stuff program. Parents are free to ask questions.*

1. Go through each Session of the course and invite students to share their stories (keep it short, crisp, and under 1 min per session). See session review cheat sheet for help remembering. Use the murals to help them remember!
2. Reflect on this:



*Today is the last session of this course. You've gotten lots of support to learn and make changes while we've been here together. Today we're going to prepare ourselves to sustain those changes after you leave. It can be challenging being targeted by 3000 ads a day, walking past a store when cool stuff is on sale, and seeing your friends getting new stereos, Ipods, sneakers, jeans, you name it, on a regular basis and NOT thinking you just have to have one too. How can we keep from getting sucked into the Stuff craze and help steward Creation when it gets hard?*

3. Invite students to provide brief responses to the following questions:



*What have you learned during the past five weeks that will help you change your thinking and habits of consumption?  
How do you imagine your life changing as a result of this course?  
How has your faith grown during this course? How will it help you face these challenges?*

4. Tell the group:



*Emma Sleeth, a 15 year-old who wrote a book to help get her peers to become good Earth Stewards, has a little encouragement.*

## Introduce (10 min)

5. Refer to Session 6 Readings Sheet. Have students and willing adults read one paragraph each:

1.1 - *When I was a child, one of my favorite books was *The Little Engine that Could*. The story is about a big train that breaks down while carrying a load of toys and other good things to children who live on the other side of a mountain. The broken-down engine asks several other passing trains for help, but they are either unable or unwilling. Finally, he sees a tiny blue engine, and asks that much smaller engine if he'll pull the shipment of good things to the children on the other side of the mountain. The little train looks up at that huge mountain, and isn't sure he's up to the task. But finally he decides to give it a go. And all the way up the hill, our little hero puffs, "I think I can, I think I can. I think I can."*

### READ ALOUD


1.2 - *Like that little train, we may feel like there's a huge mountain standing between us and the greener world we long for. But Jesus had a few words for us about mountains. In Matthew 17:20, he says, "If you have faith as small as a mustard seed, you can say to this mountain, "Move from here to there," and it will move. Nothing will be impossible for you."*

1.3 - *With faith in God, nothing is impossible. Living a green life is within reach of every one of us. I think you can. God thinks you can.*

1.4 - *When the children from the next "valley," from the next generation, see us, and the world we pass on to them, my hope is that they'll see a generation that was green. My hope is that they'll see a generation that took its choices seriously, that placed its faith in God, and found the strength to climb the highest mountain.*

1.5 - *My hope is that they'll see a little generation that did.*

6. Ask the group how they feel about going forth!



**Engage (20 min)**

**Going Forth**

**Prep:**

- Post the “Going Forth” poster
- Provide magazines, scissors, glue, non-toxic markers, and colored paper at a materials station
- Hand out notepaper and pens

**Instructions:**

1. Take a few minutes to help students imagine the world five years from now once they’ve done everything they could to become good earth stewards.
2. Tell them:



*It’s 20\_\_ and you’ve done a great job as environmental leaders. Bravo! You have helped make some significant changes in your home, your congregation, and the larger world possible. You’re 5 years older and, looking back at how it happened.*

3. Tell them to write the answers to the following questions on a piece of notepaper:



- *What part(s) of Creation did you decide you especially wanted to help thrive in the future?*
- *What specific things did you do to make that possible? What parts of your own lifestyle did you permanently change? Where did you volunteer? What projects did you start or join?*
- *What support did you get that made it possible for you to succeed? Who or what helped you stick with it through thick and thin? How did you make sure you got that support?*
- *How did your faith support you in your efforts? How did your efforts affect your relationship with God?*
- *Write a short prayer in which you praise God for the beauty of creation and ask for help in sustaining it.*

4. Have students go to the mural panel and in the center circle put words or image that depict the part of creation that they’re committed to taking care of.
5. Have students put on the middle circle any words or images that express what they did on behalf of that part of Creation.
6. On the outer circle tell students to put the words and/or pictures that represent the support they got.
7. Finally, have students write their prayer in an open space somewhere on the mural.
8. Invite everyone to share what they put on the mural.



## Share/Enact (8 min)

### Prep:

- Post a piece of paper. Have large colored markers ready to capture brainstorm ideas.
- Hand out a the Going Forth Actions list and Going Forth Commitment sheet.

### Instructions:

1. Let students know that there are unlimited ways that they can keep the momentum going as Earth Stewards. Have them brainstorm, popcorn-style, some of the things they can do.
2. Point out that the Action Sheet has a few ideas as well and have them review these with their parent(s)/guardian(s).
3. Hand out the Going Forth form and have them choose 3 actions they want to commit to doing. These can come from prior session action plans, the Going Forth Action list, or the brainstormed list. Whatever they're inspired to do, that they are going to commit to doing for a period of time that they specify.
4. Have the parent(s)/guardian(s) look over the list with their children and decide how they want to support them.

### The form says:

For the sake of \_\_\_\_\_(put in the part of Creation or future generations or whatever inspires you to serve, here), I commit to:

1. \_\_\_\_\_ for \_\_\_\_\_ (time).
2. \_\_\_\_\_ for \_\_\_\_\_ (time).
3. \_\_\_\_\_ for \_\_\_\_\_ (time).

I will get support from God by\_\_\_\_\_.

I will get support from my buddy \_\_\_\_\_by \_\_\_\_\_.

I will get support from my parents by\_\_\_\_\_.

5. Once they've filled in the form, have them each stand up and read their commitment to the group to a resounding applause!
6. Then have them choose their final buddy or buddies (they can have as many as they want for this) who will commit to calling them in a month to see how they're doing. Give them time to exchange phone numbers and schedule the dates for their follow up calls.

**Share/Enact**

**Presentation for the Congregation**

Invite students to share what they've learned with the congregation.


Possibilities are:

- Write a Psalm celebrating Creation's goodness that can be used during worship or printed in the congregation's newsletter or website
- Give a sermon or presentation on what they learned
- Present their murals and describe what it represents
- See if they have any other ideas
- Let them know that you will be following up with them.

**Celebrate (5 min)**

1. Declare the winners of the awards and present the award "certificates" and/or prizes.
2. Then call the name of each student and hand them a "certificate" of achievement.

98 TONS OF MATERIAL



## Exit (3 min)

### Closing Circle

- Have everyone stand close to each other in a circle. Invite them to put the hand with the string tied around the wrist in the center and put all hands on top of each other (photo opportunity) so they can see all the strings. Tell them they can use their strings as a reminder of their commitment to each other, to God, and to becoming stewards of Creation after the course ends. May it support them in being steadfast and strong on the long journey ahead, and remind them of the fun they had together.
- Go around the circle and invite everyone to share briefly what the class has meant to them. You go last and include some encouraging comments about the possibility of them making real change in the world!

### Blessing



*God, you've given us the joy and privilege of spending six weeks together, learning about the beauty of your earth and what we can do to protect it. Now, send us forth to be leaders for your world that we may enjoy it throughout our lives and pass it on healthy and strong to our children. We ask this in Jesus' name, AMEN.*

### Before Leaving

- Hand out the Resource List and make sure they have GreenFaith and Story of Stuff website where resources are posted.

### After the Session

- Make arrangements with the congregation to have the students present the murals and their experience.
- Be prepared with ideas for how the congregation can take action together by going to GreenFaith's website.

#### WE WANNA KNOW...

Congratulations on completing Session 6! How did it go? How much time did the exercises actually take? What worked? What didn't? What do you think would work better?

Let us know at: [www.storyofstuff.org/teach.php](http://www.storyofstuff.org/teach.php)

# Session 6: Readings


1.1 - When I was a child, one of my favorite books was *The Little Engine that Could*. The story is about a big train that breaks down while carrying a load of toys and other good things to children who live on the other side of a mountain. The broken-down engine asks several other passing trains for help, but they are either unable or unwilling. Finally, he sees a tiny blue engine, and asks that much smaller engine if he'll pull the shipment of good things to the children on the other side of the mountain. The little train looks up at that huge mountain, and isn't sure he's up to the task. But finally he decides to give it a go. And all the way up the hill, our little hero puffs, "I think I can, I think I can. I think I can."

1.2 - Like that little train, we may feel like there's a huge mountain standing between us and the greener world we long for. But Jesus had a few words for us about mountains. In Matthew 17:20, he says, "If you have faith as small as a mustard seed, you can say to this mountain, "Move from here to there," and it will move. Nothing will be impossible for you.

1.3 - With faith in God, nothing is impossible. Living a green life is within reach of every one of us. I think you can. God thinks you can.

1.4 - When the children from the next "valley," the next generation, see us, and the world we pass on to them, my hope is that they'll see a generation that was green. My hope is that they'll see a generation that took its choices seriously, that placed its faith in God, and found the strength to climb the highest mountain.

1.5 - My hope is that they'll see a little generation that did.



# Let There Be...Stuff? Course Review Cheat Sheet

## Session 1 – Caring for Creation

Themes:

- Awe and wonder at God's Creation.
- Our role and responsibility as stewards of Creation.

Activities:

- Web of Life Icebreaker
- Creation slide show or outdoor Genesis reading
- Promises and Promise strings
- Mural – Caring for Creation

## Session 2 – The Story of Stuff

Themes:

- Facing difficult truths about our world
- The real cost of our stuff on people and the planet.
- We're trashing the planet, poisoning ourselves, and not even having fun

Activities:

- *The Story of Stuff* Film
- Film discussion

## Session 3 – An Unfortunate Creation Story

Themes:

- Learning the secret life of clothing, jewelry, electronics, and cosmetics.
- The externalized costs of extraction and production
- Destruction of ecosystems, poisoning the workers, and putting toxins in the environment and into our stuff.
- Taking our role as Earth Stewards seriously

Activities:

- The True Cost activity

## Session 4 – Don't Buy It!

Themes:

- Understanding the way media manipulates us to keep buying Stuff
- Planned obsolescence - Designed for the dump
- Perceived obsolescence – needing the latest Stuff in order to be happy
- The true source of happiness comes from God and relationships with others

Activities:

- Adbusters
- Looking at Ads and seeing how they manipulate us
- Making up skits about commercials

## Session 5 – Waste Not!

Themes

- Our toxic waste streams
- The impact on vulnerable populations
- The ethical issues of wasting things

Activities:

- Waste quiz
- Chris Jordan and Asian children pictures
- Garbage audit

## GOING FORTH ACTION LIST

Here are a few ideas for projects you can carry over from *Let There Be Stuff...?* into your church as you continue to engage your community to live in caring relationship with God and Creation:

### **Swap It! Organize a Church-wide Stuff Swap**

Reduce waste, share more, and build community all at once! All you have to do is pick a weekend date and get started planning and publicizing.

- Don't know quite where to begin? Check out Oxfam's "Swap It" planning guide and just adapt it slightly to best fit your needs.
- Check out: [http://www.oxfam.org.uk/get\\_involved/campaign/activists/swapit\\_partybag.html](http://www.oxfam.org.uk/get_involved/campaign/activists/swapit_partybag.html)

### **A Night at the Movies: Organize a church-wide Environmental Film Festival Night**

Movies are a great way to spread the word and get people excited about taking action to protect creation. There are so many great films about these issues; for starters you could watch share *The Story of Stuff* with your entire church.

- Want more ideas? Check out this list of green films pulled together by Grist: <http://www.grist.org/article/movies/>
- Need some help planning the screening? Check out the host guide at *The Story of Stuff* here: <http://www.storyofstuff.org/screening.php>

### **Waste Not, Want Not: Create and Implement a Plan to reduce waste at your house of worship.**

Want to waste less? Changing the way your congregation uses and throws away stuff can have a huge impact.

- Check out GreenFaith's website for a few ideas here: <http://www.greenfaith.org/stewardship/waste.html>

### **Be an E-Steward: Organize an E-Waste Collection at Your Church**

Sponsor a e-waste drive at your church and get those computers and cell phones out of peoples closets and drawers. You can help increase recycling and make sure its being dealt with responsibly by coordinating a drop off with a local E-Steward certified recycler.

- To find one in your area check out the E-Steward site: <http://www.e-stewards.org/>

### **Volunteer for the Planet**

Choose an organization that inspires you and make a commitment to give of your time. There are so many organizations out there doing great work. Don't know where to start?

- Check out WiserEarth.org for a great compendium of organizations making a difference: <http://www.wiserearth.org/>

## Going Forth Form

For the sake of \_\_\_\_\_ (put in the part of Creation or future generations or whatever inspires you to serve, here), I commit to:

1. \_\_\_\_\_ for \_\_\_\_\_ (time).
2. \_\_\_\_\_ for \_\_\_\_\_ (time).
3. \_\_\_\_\_ for \_\_\_\_\_ (time).

I will get support from God by \_\_\_\_\_.

I will get support from my buddy \_\_\_\_\_ by \_\_\_\_\_.

I will get support from my parents by \_\_\_\_\_.



## Going Forth Form

For the sake of \_\_\_\_\_ (put in the part of Creation or future generations or whatever inspires you to serve, here), I commit to:

1. \_\_\_\_\_ for \_\_\_\_\_ (time).
2. \_\_\_\_\_ for \_\_\_\_\_ (time).
3. \_\_\_\_\_ for \_\_\_\_\_ (time).

I will get support from God by \_\_\_\_\_.

I will get support from my buddy \_\_\_\_\_ by \_\_\_\_\_.

I will get support from my parents by \_\_\_\_\_.



## RESOURCES

There are so many inspiring organizations and brilliant people doing great work on these issues.

We've gone ahead and listed a few resources below that might be particularly useful and you can always check out [www.storyofstuff.org](http://www.storyofstuff.org) and [www.greenfaith.org](http://www.greenfaith.org) for more information and exciting ways to get involved.

### ONLINE

#### **Biomimicry Institute**

- An incredible network of scientists looking to learn from nature to solve today's problems: [www.biomimicryinstitute.org](http://www.biomimicryinstitute.org)

#### **Campaign for Safe Cosmetics**

- Fighting to get toxics out of our personal care products, because looking good shouldn't harm you or the planet: [www.safecosmetics.org](http://www.safecosmetics.org)

#### **Electronics TakeBack Coalition**

- Making our electronics safer and longer lasting with less impact on workers at both the Production and Disposal stage: [www.computertakeback.com](http://www.computertakeback.com)

#### **Brower Youth Awards**

- A compilation of incredible and inspiring youth making a real difference: [www.broweryouthawards.org](http://www.broweryouthawards.org)

#### **Happy Planet Index**

- Rethinking our economy with ecology in mind: [www.happyplanetindex.org](http://www.happyplanetindex.org)

#### **GoodGuide**

- Helping us make better buying decisions: [www.goodguide.com](http://www.goodguide.com)

#### **WiserEarth.org**

- An Incredible compilation of organizations around the globe for sustainability and justice: [www.wiserearth.org](http://www.wiserearth.org)

### IN PRINT

- **The Story of Stuff** - Annie Leonard
- **Deep Economy**- Bill McKibben
- **The Overspent American: Why We Want What We Don't Need**- Juliet Schor
- **Confessions of an Eco-Sinner: Tracking Down the Sources of My Stuff** -Fred Pearce
- **Bridge at the End of the World** - James Gustave Speth